


Male Catheterization/Enema Simulator

Set includes



Please read carefully before use

Before your first use ensure that you have all the components listed below.

- a. Lower torso manikin 1
 - b. Male genitalia organ unit 1
 - c. Valve 3
(total 3 pcs; one is incorporated in the genitalia unit and two are for future replacement)
 - d. Irrigation bottle 1
 - e. Lubricant 1
(attached with a large metal clip 1)
 - f. Rectum unit 1
 - g. Irrigation/drainage tubes 3
(total 3 pcs; 2 are attached with one clamp each)
- Instruction manual

Preparation


1. Remove the genitalia unit from the torso manikin.



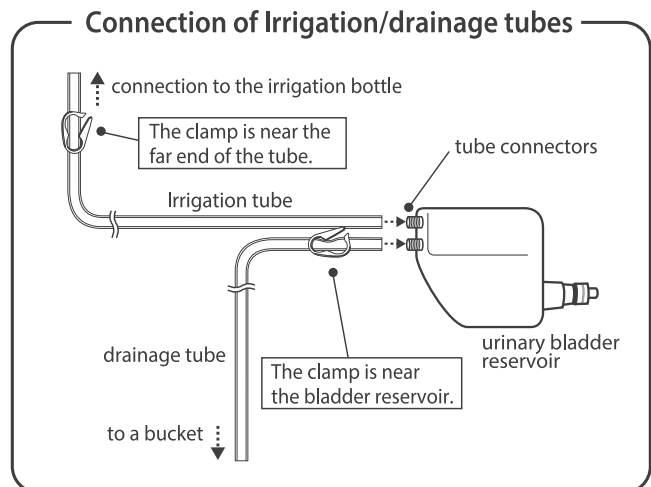
Genitalia unit



There are two tube connectors on the backside of the unit.



2. Attach the irrigation/drainage tubes with clamp to the connectors at the upper end of the urinary bladder reservoir.



Male Catheterization/Enema Simulator

Preparation

3. Connect the drain tube with no clamp to the rectum unit.



4. Set the genitalia units to the lower torso body. First put the 3 irrigation/drainage tubes through the body and then set the genitalia unit.



Assembly complete



5. Connect the irrigation bottle to the irrigation tube which has clamp at near the far end and put the tip of drainage tubes for catheterization and enema into the bucket.



6. Fill the irrigation bottle with simulated urine (water). Then put the cap on the bottle and hang it from the stand.



Open the clamp and the simulated urine will be charged into the bladder reservoir.



■ Main Office and Factory (World Wide)

KYOTO KAGAKU co.,LTD

WEB • www.kyotogagaku.com
E-MAIL • rw-kyoto@kyotokagaku.co.jp

15 kitanechoya-cho Fushimi-ku Kyoto 612-8388, Japan
TEL: +81-75-605-2510
FAX: +81-75-605-2519

■ North and South American regions:

KKAmerica
Kyoto Kagaku America Inc.

WEB • www.kkamerica-inc.com
E-MAIL • info@kkamerica-inc.com

3109 Lomita Boulevard, Torrance, CA 90505-5108, USA
TEL: +1-310-325-8860
(Toll-free in North America: 877-648-8195)
FAX: +1-310-325-8867