

“Laparo Cube”

MW56 | 11438-000

1	assessment unit	Size	W150 x D200 x H130 mm (assessment unit)
1	power cable for assessment unit	Weight	approx. 1.5 kg (assessment unit)
1	set of skin sheet holder	Power	AC100V 50/60Hz
1	cable	Power consumption	26VA : assessment unit
1	PC		40VA : PC
1	power cable for PC		
30	sets of suturing sheet		
1	storage case		
	manual		

11395-010 30 sets of suture sheet
※1 set consists of inner layer& outer layer



Laparoscopic Suture Simulator -Assessment System-

MW16 | 11395-000

Real and objective assessment to develop first class surgeons

- Laparoscopic intestinal suture
- Skin suture under direct vision
- Laparoscopic forceps training



Publication References

- Munenori Uemura, Makoto Yamashita, Morimasa Tomikawa, Satoshi Obata, Ryota Souzaki, Satoshi Ieiri, Kenoki Ohuchida, Noriyuki Matsuoka, Tamotsu Katayama, Makoto Hashizume
“Objective assessment of the suture ligature method for the laparoscopic intestinal anastomosis model using a new computerized system”
Surgical Endoscopy DOI 10.1007/s00464-014-3681-9
- Jorge Solis, Nobuki Oshima, Hiroyuki Ishii, Noriyuki Matsuoka, Kazuyuki Hatake, Atsuo Takanishi
“Towards understanding the suture/ligature skills during the training process using WKS-2RII”
International Journal of Computer Assisted Radiology and Surgery
September 2008, Volume 3, Issue 3-4, pp 231-239 DOI 10.1007/s11548-008-0220-y

Awards

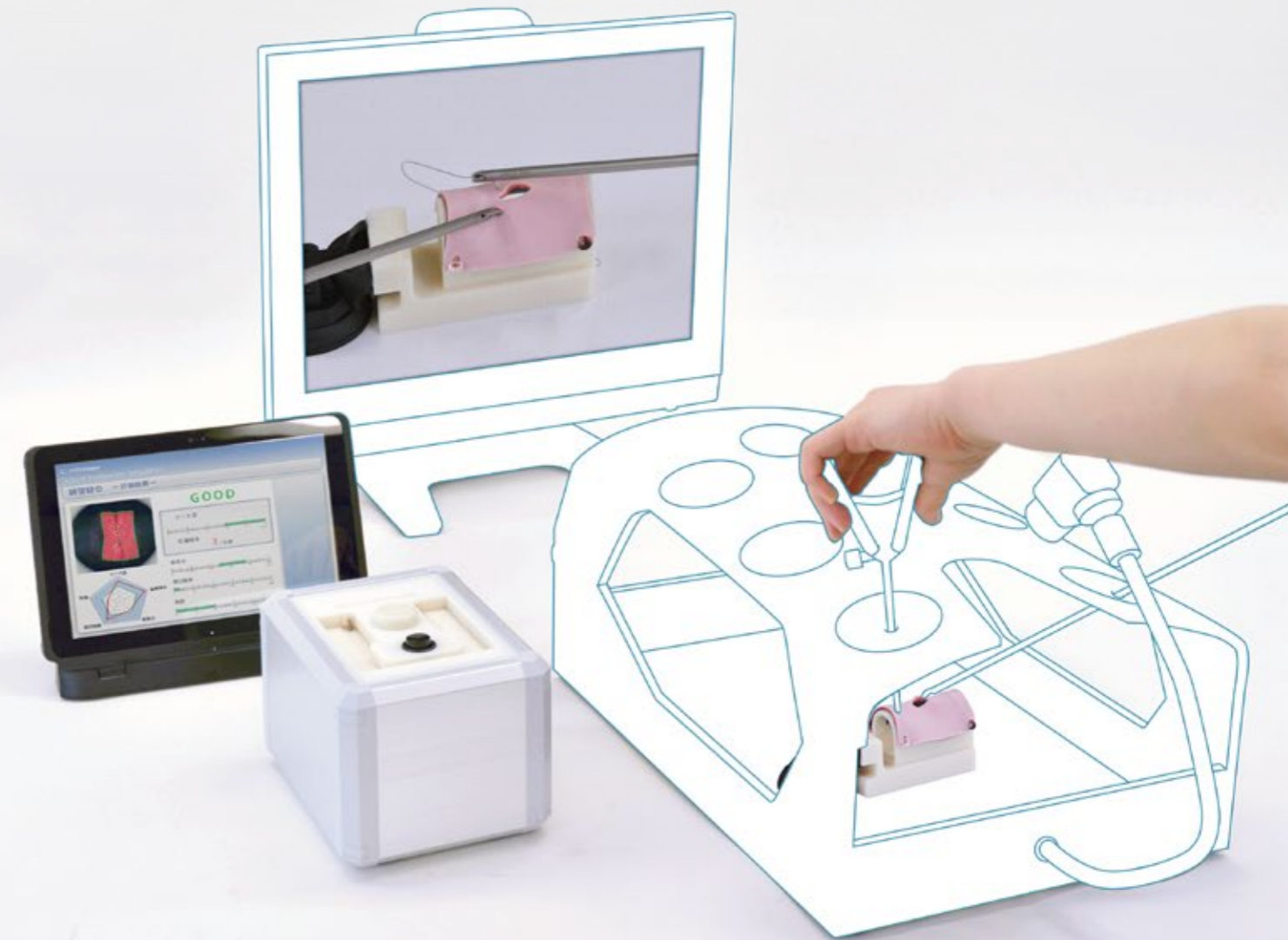
2nd Place Technology Innovation – IMSH2014

Munenori Uemura, Makoto Yamashita, Morimasa Tomikawa, Satoshi Ieiri, Noriyuki Matsuoka, Tamotsu Katayama and Makoto Hashizume
“A New Objective Assessment System of Suture Ligature Method of the Intestinal Anastomosis Model for Laparoscopic Surgery”

Specifications are subject to change without prior notice.

For the latest information and further details, check our website www.kyotokagaku.com, follow us on Facebook www.facebook.com/kyotokagaku or contact us at rw-kyoto@kyotokagaku.co.jp

MW56 Laparoscopic Suture Training System “Laparo Cube”



*box trainer, display monitor, and forceps are not included in set

“Realistic Experience” and “Objective Assessment”, develops skills for first class surgeons



Non-virtual (physical) training experience



Quantitative measurements provide objective feedback



Realistically soft and anatomically correct suturing sheet



WORLDWIDE INQUIRIES & ORDERING
KYOTOKAGAKU HEAD OFFICE & FACTORIES

15 Kitanechoya-cho, Fushimi-ku, Kyoto 612-8388,
JAPAN

+81-75-605-2510 +81-75-605-2519

<http://www.kyotokagaku.com>

rw-kyoto@kyotokagaku.co.jp



All American regions
KYOTOKAGAKU AMERICA INC.

3109 Lomita Boulevard, Torrance, CA 90505-5108,
USA

+1-310-325-8860 +1-310-325-8867

<http://www.kkamerica-inc.com/>

info@kkamerica-inc.com
* United States only

- | Innovative assessment criteria and quantitative measurement provide objective feedback to trainers
- | Trainees' personal skills assessment data can be saved for reviewing and analysis
- | Real clinical instruments can be used
- | Realistic and lifelike suturing sheet



Understand which criteria to improve, and work towards that goal



1 | Quantitative Feedback combined with Realistic Hands-on Experience

Our system uses five criterias to evaluate laparoscopic suturing skills. Each criteria has an "acceptable" range based on expert surgeons to help improve performance.



↑ assessment unit

Judging success or failure

- 1 Is the wound sutured without a leak?
- 2 Is suture completed through each layer?
- 3 Is ligature appropriate for suture?
- 4 How much open area is there in mucosal layer?
- 5 How long does it take for the suturing procedure?

TIP Up to five stitches can be assessed



Air leak from the sutured area can be checked by applying air pressure on the intestinal tract sheet.

* Uemura M et al. Surg Endosc. 2014. PMID: 25005015 / DOI: 10.1007/s00464-014-3681-9




NEW Features

- Adjust air pressure leakage, suture tension, and time standard (threshold), to suit your purpose.
- It is now possible to create your own passing standard or adjust criteria threshold to trainees level.

2 | Life-like Intestinal Tract

Intestinal tract has four layers with respective characteristics. When holding with forceps and suturing, these four layers react like real tissue.



3 | Feedback, Reviewing and Debriefing

Training

Conduct training with your own Laparoscopic Training Box

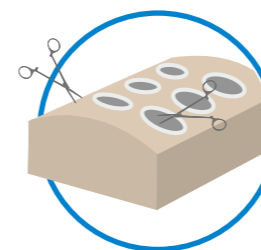
Our newly designed Laparoscopic Suture Simulator comes in a more compact set. Simply set this assessment unit with your own box trainer and start training right away.



Feedback

View your current assessment results or past assessment results

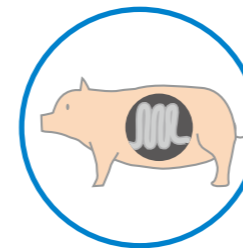
Check training performance with the assessment unit, and master the basics of laparoscopic suture. Finally, save your training video to the tablet, which will be useful for tracking progress and self study.



Box trainer only

Disadvantage Limited to simple tasks

Advantage Easy to use



Wet-lab

Disadvantage Hard to set & clean up, concerns in ethical issues

Advantage Realistic



Virtual reality simulators

Disadvantage Lacking realistic feel

Advantage Objective skills assessment

Integrating Advantages of Different Training Methods

- 1 Easy to use
- 2 Realistic tissue response
- 3 Objective feedback