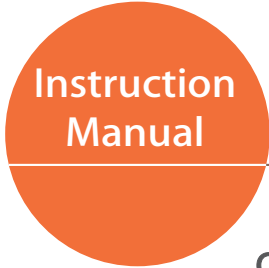



PH-75A

Multi Energy CT Quality Assurance Phantom TR-J




Contents

General Information	• P.1
Specifications	P.2-P.3



Set Includes

Before your first use, please ensure that you have all components listed below



a. Oval phantom	1	g. Soft tissue rod	1
b. Internal cylindrical Phantom	1	h. Water contrast rod	1
c. Filling rods for dosimeter holes	9	i. Rod holder	1
d. WEM rods	8	J. Spacer for empty bottle	8
e. Iodine concentration	3	k. Empty bottles	20
※3 variations (4,8,12mg/ml)			
f. Titanium rod	1		

⚠ Does and Don'ts

● Handle with care

The materials for phantom and models are special composition of resin. Please handle with care at all times avoiding shocks or sharp objects.

● Use water or mild detergent to clean the phantom.

Never wipe the phantom with thinner or organic solvent

● Storage precautions

Keep the phantom at room temperature, away from heat, moisture and direct sunlight.

● Don't mark on the phantom with pen or leave printed materials contacted on their surface.

Ink marks on the models will be irremovable.

Specifications

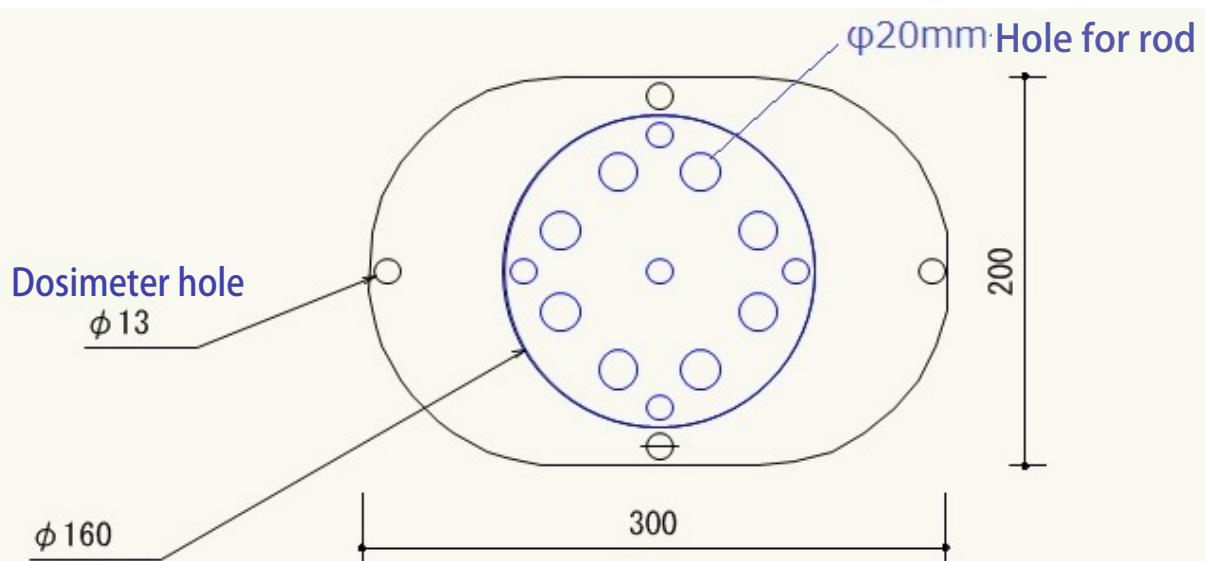
Oval phantom (truck shape)

Materials : Water Equivalent Material(WEM): Polyurethane



Drawing

Dimensions : W363 × D262 × H180 mm



Specifications

Rods

Filling rods for dosimeter holes 13mm dia. : 9
WEM

*For dosimetry, insert an Ion chamber to the hole of interest.

Background : Water Equivalence Material(WEM)

WEM rods 20mm dia. : 8

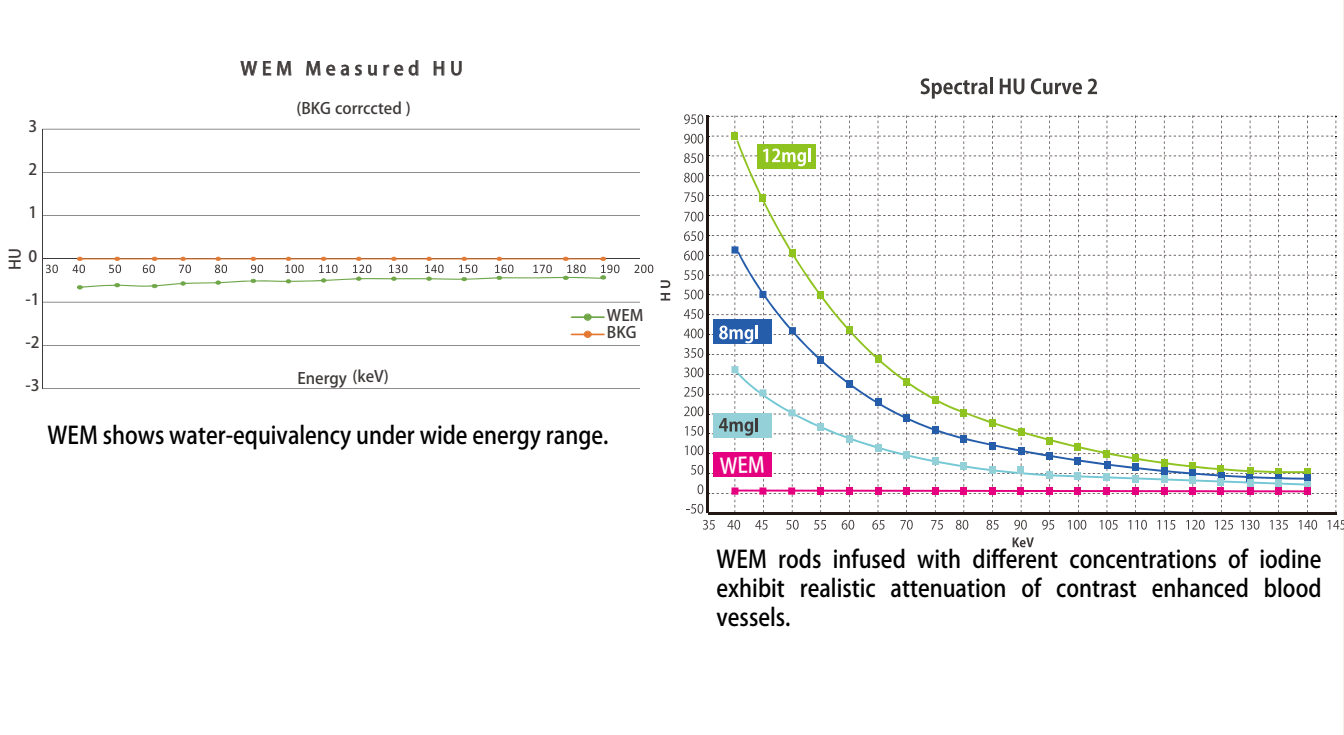
Rods variation :
Water container rod 20mm dia. (internal diameter 12mm) : 1
Titanium rod 20mm dia.(Titanium 12mm) : 1
Soft tissue (liver) rod 20mm dia.: 1

Iodine rods (for contrast media evaluation) : 8mg/ml 1 12mg/ml 1

iodine concentration:4mg/ml 1

※Use enclosed empty bottles to set samples for your study.

Study examples: ※The below graphs are examples from actual measurement and no grantee HU under different scanners or settings.



MEMO

For inquiries and service, please contact your distributor or KYOTO KAGAKU CO., LTD.

■ Worldwide Inquiries and Orders

Kyoto Kagaku Head Office and Factories:

TEL : +81-75-605-2510 FAX : +81-75-605-2519

15 Kitanechoya-cho, Fushimi-ku, Kyoto, 612-8388, JAPAN

■ USA, Canada, and South America

Kyoto Kagaku America Inc.

TEL : 1-310-325-8860 FAX : 1-310-325-8867 3109

Lomita Boulevard, Torrance, CA 90505-5108, USA

■ Europe, Russia & Africa

Kyoto Kagaku Europe GmbH.

TEL : +49-69-5060-28160

De-Saint-Exupery-Str.10, 60549 Frankfurt, Germany

■ Greater China Area

Hong Kong Representative Office

TEL : +86-852-3978-1365 FAX : +86-852-3978-1199

Level 23, One Island East, 18 Westlands Road, Island East, Hong Kong

■ KYOTO KAGAKU co.,LTD

URL: <http://www.kyotokagaku.com> e-mail: rw-kyoto@kyotokagaku.co.jp

The contents of the instruction manual are subject to change without prior notice.
No part of this instruction manual may be reproduced or transmitted in any form without permission from the manufacturer.
Please contact manufacturer for extra copies of this manual which may contain important updates and revisions.
Please contact manufacturer with any discrepancies, typos, or mistakes in this manual or product feedback. Your cooperation is greatly appreciated.