

PH-40/ 41/ 42


## Tough Phantom Series

A stable, high quality and shatter-free phantom for radiotherapy

PH-40

### Tough Water Phantom WD

Human tissue substitute phantoms with water equivalent physical properties



SHOW MORE!



#### VARIATIONS

WD-3002	300 x 300 x 2 mm/ 12 x 12 x 0.08 in	WD-4003	400 x 400 x 3 mm/ 16 x 16 x 0.12 in
WD-3003	300 x 300 x 3 mm/ 12 x 12 x 0.12 in	WD-4005	400 x 400 x 5 mm/ 16 x 16 x 0.2 in
WD-3005	300 x 300 x 5 mm/ 12 x 12 x 0.2 in	WD-4010	400 x 400 x 10 mm/ 16 x 16 x 0.4 in
WD-3010	300 x 300 x 10 mm/ 12 x 12 x 0.4 in	WD-4015	400 x 400 x 15 mm/ 16 x 16 x 0.6 in
WD-3015	300 x 300 x 15 mm/ 12 x 12 x 0.6 in	WD-4020	400 x 400 x 20 mm/ 16 x 16 x 0.8 in
WD-3020	300 x 300 x 20 mm/ 12 x 12 x 0.8 in	WD-4025	400 x 400 x 25 mm/ 16 x 16 x 1.0 in
WD-3025	300 x 300 x 25 mm/ 12 x 12 x 1.0 in	WD-4030	400 x 400 x 30 mm/ 16 x 16 x 1.2 in
WD-3030	300 x 300 x 30 mm/ 12 x 12 x 1.2 in	WD-4040	400 x 400 x 40 mm/ 16 x 16 x 1.6 in
WD-3040	300 x 300 x 40 mm/ 12 x 12 x 1.6 in	WD-4050	400 x 400 x 50 mm/ 16 x 16 x 2.0 in
WD-3050	300 x 300 x 50 mm/ 12 x 12 x 2.0 in		
WD-4002	400 x 400 x 2 mm/ 16 x 16 x 0.08 in		

#### MATERIAL

Epoxy resin

PH-41

### Tough Bone Phantom BE-T, BE-H, BE-NWD

Human bone substitute phantoms to simulate body structure in combination with PH-40 and PH-42



SHOW MORE!



#### VARIATIONS

BE-T-2005	Compact Bone 200x200x5mm/ 8x8x0.2 in	BE-N-2020	Inner Bone 200x 200x20 mm/ 8x 8x0.8 in
BE-T-2010	Compact Bone 200x200x10mm/ 8x8x0.4 in	BE-H-3005	Cortical Bone 300x300x 5 mm/ 12x 12x0.2 in
BE-T-2020	Compact Bone 200x200x20mm/ 8x8x 0.8 in	BE-H-3010	Cortical Bone 300x300x 10mm/ 12x 12x0.4 in
BE-H-2005	Cortical Bone 200x200x5 mm/ 8x8x0.2 in	BE-H-3020	Cortical Bone 300x300x20mm/ 12x 12x0.8 in
BE-H-2010	Cortical Bone 200x200x10mm/ 8x8x0.4 in	BE-N-3005	Inner Bone 300 x 300 x 5 mm / 12 x 12 x 0.2 in
BE-H-2020	Cortical Bone 200x200x20mm / 8x8x0.8 in	BE-N-3010	Inner Bone 300x300x 10mm/ 12x 12x0.4 in
BE-N-2005	Inner Bone 200x200x5 mm/ 8x8x0.2 in	BE-N-3020	Inner Bone 300x300x20mm/ 12x 12x0.8 in
BE-N-2010	Inner Bone 200x200x10 mm/ 8x8x0.4 in		


#### MATERIAL

Epoxy resin

PH-42

### Tough Lung Phantom LP

Human lung substitute phantoms to simulate body structure in combination with PH-40 and PH-41



SHOW MORE!



#### VARIATIONS


LP-3010	300 x 300 x 10 mm / 12 x 12 x 0.4 in
LP-3020	300 x 300 x 20 mm / 12 x 12 x 0.8 in
LP-3030	300 x 300 x 30 mm / 12 x 12 x 1.2 in
LP-3050	300 x 300 x 50 mm / 12 x 12 x 2.0 in

#### MATERIAL

Phenolic resin

## Dosimetry cavities

Tough series phantoms can be ordered with cavities and plugs. Specify your chamber's manufacturer and model number. Let us have dimensional drawings of the chambers you are using to estimate cost.



Specify the type of processing

1. Sandwich type (for pencil type)
2. Cylinder hole type (for pencil type)
3. Shallow type (for plain parallel type)

Specify your chamber's manufacturer and model number