

PH-61 | 41926-000-

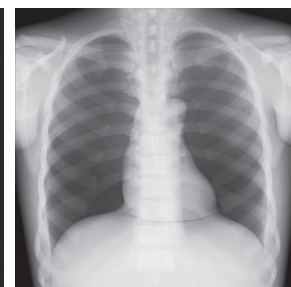
# Sectional Phantom Series

X-ray

Sectional phantoms allow for imaging of individual anatomy as needed



SHOW MORE!







ANTHROPOMORPHIC PHANTOMS

## FEATURES

- | Opaque and transparent types for a diverse training possibility
  - Opaque: advanced version with close-to-reality challenges in imaging
  - Transparent: visible bones facilitate understanding in keys for positioning
- | Movable joints of the knee and the elbow for realistic positioning

## ITEMS

REGION	NO.	PRODUCT NAME	NOTE
	41926-000	Head (Opaque)	Stand-alone design can be used with the adjustable head positioning stand to demonstrate accurate skull positioning
	41926-010	Head (Transparent)	
	41926-060	Thorax (Opaque)	Includes thoracic skeletal system with embedded mediastinal space and bronchus to provide realistic imaging. The scapulae are rotated outside of the lung fields for proper PA chest imaging
	41926-070	Thorax (Transparent)	
	41926-080	Pelvic (Opaque)	
	41926-140	Right Elbow (Opaque)	Natural flexion range allows for AP/lateral and partial flexion views with one phantom
	41926-150	Right Elbow (Transparent)	
	41926-020	Right Hand (Opaque)	
	41926-030	Right Hand (Transparent)	
	41926-040	Left Hand (Opaque)	
	41926-050	Left Hand (Transparent)	
	41926-180	Right Knee (Opaque)	Movable patella and joint with flexion allow for realistic positioning of the knee for AP, lateral, oblique, sunrise and tunnel views
	41926-190	Right Knee (Transparent)	
	41926-100	Right Foot (Opaque)	
	41926-110	Right Foot (Transparent)	
	41926-120	Left Foot (Opaque)	
	41926-130	Left Foot (Transparent)	

## DESCRIPTIONS

### SET INCLUDES (each)

- 1 phantom
  - 1 set of sample X-ray data (DVD)
  - 1 manual
- \*Accessory of head phantom: adjustable head supporter

### MATERIALS

Soft tissue: urethane based resin  
 Synthetic bone: epoxy resin (density: 1.31)  
 Skull: epoxy resin (density: 1.2)  
 \*Phantom has no metal parts or liquid structure

