

US-21

41905-000



NEW

DVT (Deep Vein Thrombosis) Phantom

For ultrasound screening of DVT (Deep Vein Thrombosis)

Product Supervision

Kenji Karino, Professor, Clinical Skill-Up Center, Simane University Hospital



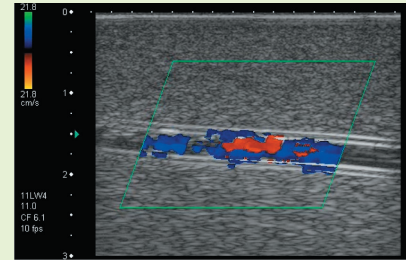
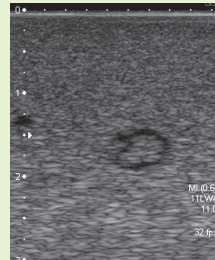
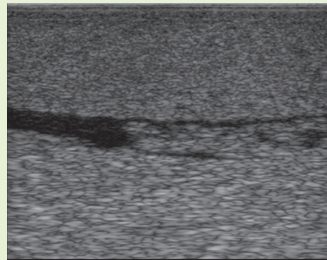
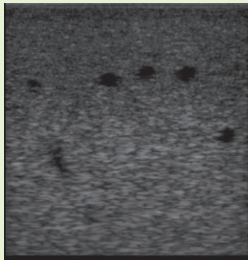
FEATURES

- 1 | Faithful reproduction of blood vessel meandering, branching, and thrombus
- 2 | The built-in blood vessels allows for milking method as well as observation of compression of the vessels by applying pressure with a transducer
- 3 | Familiarize yourself with the assessment of venous thrombosis in the lower limbs

SKILLS

- | Screening for deep venous thrombosis in the lower limbs
- | Observation of blood flow by milking method

IMAGES



DESCRIPTIONS

SPECIFICATIONS

Size: W27 x D17 x H47 cm each
W10.6 x D6.7x H18.5 in. each

Weight: 3.0kg each
6.6lbs each

SET INCLUDES

- 1 lower limb manikin
- 1 ultrasound calf phantom (incorporated)
- 1 talcum powder
- 1 storage case
- 1 instruction manual

* Ultrasound scanner is not included.