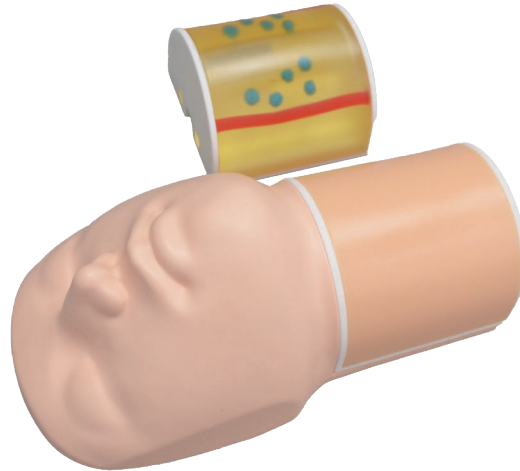


Thyroid Biopsy Phantom

Enhance confidence in performing safe and accurate thyroid biopsies

Visualization of the thyroid and targets in reference to sonographic landmarks.

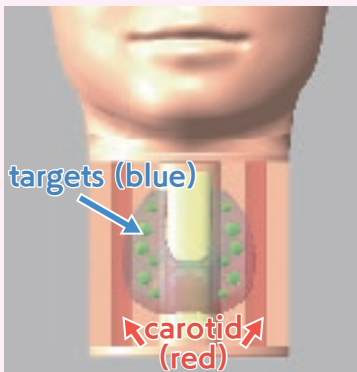


FEATURES

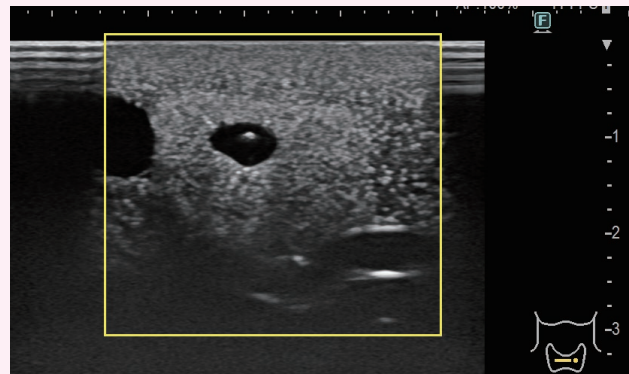
- 1 | Transparent and opaque biopsy blocks for introductory and advanced learners, featuring step-by-step acquisition of the biopsy skills.
- 2 | Targets in two sizes containing liquid for aspiration are embedded in the thyroid.
- 3 | Targets and carotids are colored to confirm successful sample collections as well as complications.

SKILLS

- | Ultrasound examination on the neck
- | Ultrasound-guided FNA (Fine Needle Aspiration)



Internal structure



Target and the FNA needle

DESCRIPTIONS

SPECIFICATIONS

Size: W26 x D14 x H 12 cm
W10.2 x D5.5 x H4.7 in.
Weight: 1.5kg / 3.3lbs
Target size: 5mm dia., 7mm dia.
0.27in dia., 0.19in dia.

- | | |
|---|--------------------------|
| 1 | face and neck manikin |
| 1 | transparent biopsy block |
| 1 | opaque biopsy block |
| 1 | instruction manual |

MATERIALS

Soft resin, hydrogel, hard resin
Latex free

REPLACEMENT PARTS

41957-020 transparent biopsy block
41957-030 opaque biopsy block

Ultrasound scanner and needles are not included.